



The Gilding Arts Newsletter

...an educational resource
for Gold Leaf Gilding

CHARLES DOUGLAS
GILDING STUDIO
Seattle, WA

Quick Links



Quick Links

[Workshop
Registration Form \(for
mail-in registration
only\)](#)

[A Gilder's Journal
\(Blog\)](#)

[Georgian Bay Art
Conservation](#)

[Gilding Studio...on
Twitter](#)

[Uffizi Gallery](#)

[Galleria
dell'Accademia di
Firenze](#)

[Frye Art Museum](#)

February 1, 2019

Greetings from...Seattle

In a few hours I'll be embarking on a flight to New York for our Winter Gilding Classes with our host and Sponsor Sepp Leaf Products in Manhattan as well as a special visit to Artist and Craftsman Supply in Park Slope, Brooklyn for the Gilding for Works of Art class this Saturday, Feb 2. Although close to sold out we still have a little room left in the three classes listed below. (If we exceed the limit then we can easily fit you in during the Spring or Fall classes in May and September!). So warm up with your colleagues as we study these wonderful methods of old world gilding!



Meanwhile, in the next issue we'll visit a review of the West Coast Art and Frame Expo where I just flew in from today after having the pleasure of teaching four gilding classes including assisting Bill Adair in

[Seattle Art Museum](#)

[Society of Gilders](#)

[Metropolitan Museum
of Art](#)

[The Fricke Collection](#)

[Palace of Versailles](#)

[Museo Thyssen-
Bornemisza](#)

[Sepp Leaf Products](#)



[Gilded Planet](#)

Join our list

Join Our Mailing List!

his enjoyable Sgraffitto and Granito class while also meeting new and old colleagues and friends from the gildingworld. A great event to begin the new year!

We will also explore answers to some of the questions coming-in along with a new Column: Tip of the Month! A way to help offer suggestions, hints, and perhaps a few tricks to guide you along the way in our collective study of gold leaf gilding.

Until then, on to the Winner of the Winter Quiz!

Peace, health, and clarity,


~ Charles

Winter Quiz...*Gustav Klimt* *Centennial*

Thank you to all of you who sent in answers to the Winter Quiz on Gustav Klimt. There were so many thoughtful answers to the question: Which of the paintings Portrait of Adele Bloch-Bauer I and II included gilding, what method of gilding did Klimt use and why?

These intriguing answers took

consideration for choosing the most accurate but without further adieu I would like to announce the winner: Gilding Arts Newsletter Member and artist



Gustav Klimt ~ Drawings and Paintings (Tobias G. Natter (Ed.))

Wendy Taylor from Novato, California -
congratulations Wendy!

Adele Bloch-Bauer II by Gustav Klimt was purchased by an anonymous Collector, stored now in a private museum while Adele Bloch-Bauer I, sometimes referred to as The Woman in Gold, is owned by and on permanent display at the Neue Galerie in New York.

Klimt was known to have used egg tempera as a gilding size on his Beethoven Frieze, determined through extensive Conservation analysis, there is no known in-depth analysis performed on Adele Bloch-Bauer I which leaves open the question of what method of gilding did Klimt use on Adele Bloch-Bauer.

A particular size, or adhesive, denotes the material used for adhesion but does not necessarily denote the *method* used in the language of gilding. As an example, when rabbit skin glue is employed we refer to the method as Traditional Water Gilding. When oil size is used we generally call it *Oil Gilding*.


However, when gum ammoniac is employed, or even the modern acrylic emulsion, it's referred to by a term that covers many adhesive mediums which would also include oil size: *Mordant Gilding*.

As we cannot definitively say which particular size Klimt used on Adele Bloch-Bauer, and since traditional water gilding was also likely not to have been chosen for this painted work due to his use of canvas, Mordant Gilding is the likely *method* of gilding Klimt would have used.

Thank you once again to all for joining in! There are many artists present and past who have used gold and

silver leaf in their works of art which we will take a closer look at this year while also keeping an eye on Klimt's works as his use of gilding continues to speak to so many. While not a great deal considering his methods were ever revealed by the artist we will continue to consider the processes behind his use of gold as the quest continues...

**Register Now for
Gilding Workshops
New York, 2019!**



**New York
2019**

~

**Gold Leaf Gilding for Works of Art
on Canvas, Paper, & Panels
*...a Study for Fine Artists***

Students explore the various methods of working with gold and silver leaf to create a gilded ground as an element of composition for painting. Discover the many uses of gilding within works of art through hands-on demos and exercises including the gilding

of high-relief as embellishment, traditional water gilding, and the use of glair and clay bole as mordants for gilding. Students may bring a personal work of art to class to explore gilding or to discuss (optional).

***Location: Artist and Craftsman Supply
Park Slope, Brooklyn, NY
February 2, 2019***

[**Buy Now**](#)

***NY Location: To Be Announced
May 18, 2019***

[**Buy Now**](#)

***NY Location: Sepp Leaf Products
September 16, 2019***

[**Buy Now**](#)

*Newsletter Member Discount Tuition: \$250.00
(General Website Tuition \$275)*

Materials and Use of tools included.

Optional gilding kits available.

Traditional Water Gilding
February, May, and September, 2019



**New York
2019**

~

**Introduction to
Traditional Water Gilding**

Be guided through each of the steps of this beautiful, ancient method of gold leaf gilding for use on such objects as picture frames, furniture, and architectural detail. Students will learn to prepare rabbit skin glue, traditional gesso, and clay bole grounds followed by laying and burnishing genuine 22 kt gold leaf. Individual guidance is provided in developing the skills to handle gold leaf using the gilder's tools and brushes. Basic elements of toning will be demonstrated

***Location: Sepp Leaf Products
New York, NY***

February 4-6, 2019

[Buy Now](#)

May 15-17, 2019

[Buy Now](#)

September 17-19, 2019

[Buy Now](#)

*Newsletter Member Discount Tuition: \$675.00
(General Website Tuition \$750)*

Materials and Use of tools included.

Optional gilding kits available.

Glass Gilding/Verre Églomisé

February, May, and September, 2019



Glass Gilding...

The Foundation of Verre Églomisé

Learn the beautiful ancient art of reverse glass gilding and discover the steps involved in achieving a strong and brilliant bond between glass and leaf.

Students will learn to properly clean the glass, prepare gelatin size and glair, gild the glass with genuine white gold and be introduced to the concept of engraving the gilding in reverse before the final step of backpainting.

Location: Sepp Leaf Products, NYC

February 7, 2019

[**Buy Now**](#)

Location: Sepp Leaf Products, NYC

May 14, 2019

[**Buy Now**](#)

NY Location: To be announced


September 14, 2019

[**Buy Now**](#)

*Newsletter Member Discount Tuition: \$675.00
(General Website Tuition \$750)*

Materials and Use of tools included.

Optional gilding kits available.



THERE ARE NO SMALL IDEAS IN LEAF.

GREAT WORKS IN GOLD LEAF BEGIN WITH **SeppLeaf**

ANY SIZE, ANY KARAT, ANY COLOR, CALL SEPP LEAF 800-971-7377 sales @ seppleaf.com

Back Issues of *The Gilding Arts Newsletter* Available in an Online Archive

***New Member? Missed
an Issue?***

The [Gilding Arts
Newsletter](#)

periodically publishes
technical information
concerning the various
methods of gold leaf

gilding. Some of these topics are in series formats
such as the series on Traditional Water Gilding.



All Newsletters are available online in an Archived

format. Simply go to the www.gildingstudio.com website. The *Gilding Arts Newsletter* can be found on the left-hand side navigation bar. The ARCHIVE Link can be found at the top of the page.

Or, go to this Easy Link:
[Gilding Arts Newsletter Archive](#)

[Back to Top](#)