


The Gilding Arts Newsletter

...an educational resource for Gold Leaf Gilding



CHARLES DOUGLAS GILDING STUDIO



Gilded Artwork by Owen Sound Student Annie Lew

The Gilding Arts Newsletter

~

Spring, Summer, and Fall Class Updates!

New York In-Person

June and October

~
Whidbey Island, Wa
New In-Person Summer Series!
June - October, 2023
~

Now Open for Registration

Greetings from the Gilding Studio!

Dear Friends, It seems like Summer came early overnight, at least here in the Pacific Northwest! But my little studio here is nestled underneath trees near Penn Cove keeping things cool. Which will be welcome as the new Summer Series of In-Person Gilding Classes begins in June with a two-day Intro to Gold Leaf Restoration! These small, 3 Student at-a-time gatherings are the perfect length and size for those who wish to supplement their Online studies with some hands-on attention while taking a little personal time to relax and enjoy island life. I still find myself standing by the water on a quiet day looking out over the water thinking, *I can't believe I live here*. A testament to intentful living I suppose, much like learning to gild. Just keep doing it would be my best advice...



Meanwhile, I hope all of you are enjoying Spring and studying hard with your gilding studies! :) I hear from many of you which I am always grateful for to hear about your successes as well as the challenges. I admire your ability to stick with it because that's what it takes, as if this gold leaf is testing us! (I think you

know what I mean). But getting past the humps brings us to new places. So keep me posted!

Peace, health, and clarity,
Charles

Advanced Techniques For Traditional Water Gilding: Gilding Class Spotlight

The newest Online class that I'm very excited about sharing is ***Advanced Techniques for Traditional Water Gilded Panels*** which meets Online each Friday for four weeks, June 16 - July 7.



Egg Tempera Gilded Panel painting was popular in Florence during the 13th - 18th c as well as in earlier use in the realm of sacred Iconography. Eventually Oils became the more popular paint medium with the contemporary use of Acrylics sharing popular use today alongside oil paint and a well-deserved resurgence of interest in egg tempera among Fine artists.

The Water Gilded Surface in contrast maintains its place as the most beautiful and versatile method of the gilded surface for gilded panel painting and Icons. However, as gilding ages, certain changes take place. Gold leaf wears away to some degree depending upon handling and environmental conditions., more so on areas that are unburnished as burnishing not only makes water gilded gold leaf shine but it also compresses the leaf into the underlying clay bole ground increasing its durability. The satin-toned unburnished areas of water gilding does not share the

distinction of this compression from the agate stone, therefore it tends to wear away quicker than burnished sections. The use of a weakened rabbit skin glue size (RSG) plays a role in the protection of these satin areas as well as a matting agent offering added contrast to the design element of gilding.

The wearing-away of gold leaf, whether on panels, frames, furniture, architectural accoutrements, or other water gilded objects creates at times a beautiful interplay of clay color and gold, of overlaps and veining in the gilded leaf . While this can be replicated somewhat with the use of Fine steel wool, my preference, however, is the use of a paste made of ethyl or denatured alcohol and Calcium Carbonate, the filler we use to make Gesso. It offers the characteristic of reducing the brilliancy of the shine of burnished gold leaf allowing for greater ability to view the leaf during reduction as the gold layer becomes gradually thinner with a delicate and controlled pressure revealing the underlying clay.

These fundamentals are taught in the new Advanced Techniques class along with a simple but valuable approach to Toning the gilded surface to replicate age through the use of a choice of an aqueous raw umber wash or oil-based applied patina.

Spot Gilding - gilding small areas where the gold may require touchups due to the stray remnants from pinholes or air bubbles, cracks in the leaf, or simply areas where the gold leaf did not stick due to too dry of an application - is performed with a small, wet mop brush, RSG-infused gilding water, and very small pieces of gold leaf.

The final element in the creation of the patination process for Water Gilding as well as for optional

physical protection is Shellac. Although not used in all countries historically, I find it to be the most versatile of protective coatings for gilding as it can be softened by buffing with Rottenstone, offer physical protection of leaf, reduce the brilliancy of bright, burnished gold leaf, and apply a more subdued topcoating than the harsher varnishes and lacquers. It can also be tinted with dyes and pigments for additional toning approaches. During class you'll learn to prepare your own shellac from flakes and alcohol and apply it with a Pad, similar in approach to French Polishing.

I am fortunate to have had the opportunity these many years to discover, apply, and refine these techniques which are used in traditional water gilding, techniques that are valuable for the Panel Gilding Fine Artist that can be used alone or in combination to help you define your vision for your work.

Goings On...In The Gilding Artworld

The long-awaited return to Owen Sound, Ontario for a series of Gold Leaf Restoration and related gilding classes went seamlessly with a big Thank You to our wonderful Host and talented Art Conservator Amber Harwood at **Georgian Bay Art Conservation**. And much gratitude to the students who waited patiently until the pandemic reached the phase where borders could re-open and schedules realigned. Many thanks too to the students who discovered the classes of this ancient art form along the way while rumblings can be heard of a return once again. So for those who missed this round...*stay tuned!*

Two months ago I had the pleasure of meeting students in New York during the early Spring mini-series at our Hosts **Sepp Leaf Products** and the **Isabel O'Neil**

Studio, always an exciting venture to return 'home' to The City. Timing was also excellent as I managed to attend the Annual Hartley Invitational art event at the **Salmagundi Club** on Fifth Avenue and 12th! Against a haunting Ukrainian melody performed on Solo Violin there were many works of art to take in by emerging artists with several extraordinary photographs incorporating gilding by Photographer **Lynn Bianchi**, one titled *Harmony - Gold Triple Gilded Transparency Print - 2022*. Amazing how artists continue to redefine the use of gilding in their art. ~ Among the highlights of the evening was bumping into friend and artist **Megan Euell** and her also-talented and Bespoke Shoemaker husband **Francis Walpinger** (who makes shoes to die for!). You can find the creations from these two talented and lovely people both on their respective websites and Instagram! And if you haven't been to **The Salmagundi Club**, make time when you can, where you can experience the old quintessential New York atmosphere with all the worn woodwork, staircases, and artwork throughout.


Speaking of New York... June is coming up with the end-of-Spring series of classes with a nearly sold out Class in **Glass Gilding** (room for just 1 more!) with seats available for **Water Gilded Panels** and **Gilding for Works of Art**. And while in NY try to get over to the **Frick Collection** if you have an interest in gilded frames and 13thc Italian Water Gilded Egg Tempera Panel Paintings where I hope to hold a field trip for October's Water Gilded Panels class!

Also not to be missed during Gilding Class week in New York is Gustav Klimt's **Adele Bloch-Bauer I** at the **Neue Galerie**. Considered by some as his Masterpiece, I often return to the Neue to study Adele and Klimt's use of gold and silver leaf and raised

gilding. To become more familiar with Klimt and the history of this painting you can visit the Neue Galeri website and watch an intriguing Youtube presentation by **Renée Price**, the Art Director at the Neue. (And yes, I admit, **Café Sabarsky** downstairs is also an absolute Must when going to the Galeri at Fifth Avenue and 86th!)



A Night at the Salmagundi!



Advanced Techniques For Water Gilded Panels

*Rubbing The Leaf ~ RSG Topcoat ~ Toning,
Spot Gild Blending ~ Padding Shellac*

New Class! Online on Zoom!

June 16 - July 7, 2023

130pm PDT | 4:30pm EDT
CHARLES DOUGLAS GILDING STUDIO
AND SEPP LEAF PRODUCTS
Register at: gildingstudio.com

(Online) ***New!*** Advanced Techniques For Traditional Water Gilded Panels

1:30pm PDT

4:30pm EDT

(Adjust For Local Time Zone)

FRIDAYS

JUNE 16 - July 7, 2023

An excellent next step for the Students of Traditional Water Gilded Panels!

Learn advanced methods including rubbing the gold leaf on traditional water gilded panels for an aged-appearance. Also discover how to touch up and blend spot gilded repairs, tone for antiquing in a light to dark Umber, apply a rabbit skin glue solution to gold leaf for protection and as a matting agent, and mix and pad your own shellac. Rubbing gold leaf is a technique often used in water gilding for objects such as frames and furniture to simulate age and sometimes to simply to create a complex and beautiful look that exposes the underlying clay and gesso. Considering that water gilded panels go back to at least the 12thc as seen in some beautiful examples of 13th - 18thc Egg Tempera Water Gilded Panels at the Uffizi Gallery in Florence and the Fricke Museum in New York, learning this technique as a gilder of Contemporary Water Gilded Panels is an indispensable technique for adding an aged-appearance or an added level of tonal complexity to your gilding. A paste of calcium carbonate and alcohol is used to great affect.

Read More...



REGISTER HERE ~ (Online)
Advanced Techniques For
Water Gilded Panels Fridays ~
June 16 - July 7, 2023 (\$235)

(Free!) Online on Zoom
Open Gilding Studio

May Gilding Demo: *Glass Gilding!*



Saturday, May 20, 2023
A Monthly Gilding Demo &
Question/Answer Session

1:30pm PDT | 4:30pm EDT

CHARLES DOUGLAS GILDING STUDIO
AND SEPP LEAF PRODUCTS, SPONSOR OF THE GILDING ARTS NEWSLETTER
Register at: gildingstudio.com

Online) FREE! Open Studio
About the Classes - Q & A -
Gilding Demo!

1:30pm PST

4:30pm EST

(Approximately 90 Minutes; Adjust
For Local Time Zone)

SATURDAY
May 20, 2023

Curious about gilding? Thinking of taking a class? Then come and join us Online on Zoom for this Free 90 Minute Informational Gathering! All levels are Welcome - from Beginners to Advanced.

I'll be discussing the various gilding classes available, from the Short Term Masterclasses for such techniques as Making Gesso, Gesso Putty, and Preparing Clay Bole to the Full Length Courses in Traditional Water Gilding for Panels and Frames, Glass Gilding/Verre Églomisé, Gold Leaf Restoration, and more.

We'll follow this with a brief Gold Leaf Gilding Demonstration during each month's Open Studio gathering. May will be Glass Gilding. (Stay tuned for June

which will feature a Demo on Book Edge Gilding!)

This will be followed by taking a your questions - anything related to the techniques or methods of gilding.

~REGISTER HERE ~ FREE, Online Open Studio - Sign Up Here To Register for the Zoom Link

REGISTER HERE ~ FREE,
Online Open Studio - Sign Up
Here To Register for the Zoom
Link



**(In-Person) New York,
Sepp Leaf
Glass Gilding/Verre
Églomisé
June 6. 2023**

1 Spot Left!

**The Only In Person
Scheduled Class in NY for
2023!**

**10:30 am - 4:30 pm
Class Limit: 8 Student**

June brings the return of the popular gilding workshop Glass Gilding: An Introduction to Verre Églomisé to New York by gilder and instructor Charles Douglas. This special One-Day Intensive Gilding Class, to be held at Sepp Leaf Products in Manhattan

introduces students to the art of verre églomisé with a focus on achieving a proper balance between brilliancy and bonding between the gold leaf and the glass. Explore the beautiful artistry of gilded mirrors and other gilded glass art objects and learn to gild with precious 6k white gold leaf while taking part in a demonstration with 23k gold leaf.

REGISTER HERE ~
NY, In-Person Glass
Gilding/Églomisé Oct.
28, 2023, (\$275.00)



**Traditional
Water Gilded Panels**
~
New York City
June 7 - 9, 2023

(With Granito/Punchwork)
October 25 - 27, 2023 *(With Sgraffito)*
CHARLES DOUGLAS GILDING STUDIO
AND SEPP LEAF PRODUCTS SPONSOR OF THE GILDING ARTS NEWSLETTER
Register at: gildingstudio.com

**Traditional Water Gilded Panels,
New York, Sepp Leaf**

June 7 - 9, 2023

10:30 am - 4:30 pm

Class Limit: 8 Students

This popular 3 day Traditional Water Gilding class is designed for artists in Egg Tempera, Oils, and Acrylics and takes the student on a journey through each step of the ancient traditional water gilding method. Students learn the laying and gluing of linen, preparing and applying gesso and clay bole, gilding and burnishing genuine 23k gold leaf. ~

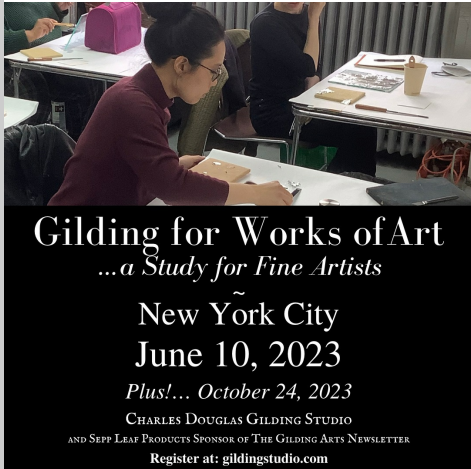
Summer and Fall Seasons feature a

different aspect of gilding
embellishment:

June Features *Granito*

October Features *Sgraffito*

REGISTER HERE ~ (NY, In-
Person) Traditional Water
Gilded Panels (June 7-9 or
October 25-27, 2023 (\$725.00)



Gilding for Works of Art
...a Study for Fine Artists

New York City
June 10, 2023

Plus!... October 24, 2023

CHARLES DOUGLAS GILDING STUDIO

AND SEPP LEAF PRODUCTS SPONSOR OF THE GILDING ARTS NEWSLETTER

Register at: gildingstudio.com

Traditional Water Gilded Panels, New York, Isabel O'Neil Studio

June 10, 2023

10:30 am - 5:00 pm

Class Limit: 10 Students

This popular one-day Intensive
gilding class for Fine Artists
returns to New York City for
Spring and Fall Quarters of 2023!

Students explore the various
methods of working with gold and
silver leaf on canvas and paper for
both background and
embellishment.

Learn to lay a genuine 23k gold
leaf ground for painting as well as
brass and silver colored aluminum
leaf. Discover the use of Varnishes
and isolating coats to protect
tarnishable metals while
successfully painting over the
gilding with your choice of oil or
acrylic mediums.

REGISTER HERE ~ (NY, In-

Person) Gilding For Works Of
Art (June 10 or October 24,
2023 (\$250.00)



The Art of Gilded Raised Gesso
Pastiglia

Zoom! Online

May 16 - June 27, 2023
11am - 12:30pm PST | 2pm - 3:30pm EST

Plus! Nov. 7 - Dec. 12, 2023

CHARLES DOUGLAS GILDING STUDIO
AND SEPP LEAF PRODUCTS SPONSOR OF THE GILDING ARTS NEWSLETTER
Register at: gildingstudio.com

(Online) Pastiglia...The Art Of Raised Gesso (Water Gilded!) Once a week for 4 weeks

May 16 - June 27, 2023

**11:00am - 12:30pm PST (2:00pm -
3:30pm EST)**

Adjust for Local Time Zone

Students will be guided through the process of gilding a Pastiglia Relief on Canvas and Picture Frame moulding including preparing the surface, making rabbit skin glue size and gesso, drawing the raised gesso design, applying clay bole, gilding and burnishing in 23k gold leaf, and learning to adhere gold leaf through diaphragmatic breath.

REGISTER HERE ~ (Online)
May 16 - June 27, 2023
(Weekly) \$275

Creating the Antique
Dutch Black Frame Finish
With a Gilded Inner Edge



Zoom! Online

May 11 - July 6, 2023

(Plus! Nov. 2-Dec. 28, 2023)

11:00am - 12:30pm PST (2:00pm - 3:30pm EST)

CHARLES DOUGLAS GILDING STUDIO
AND SEPP LEAF PRODUCTS, INC. SPONSOR OF THE GILDING ARTS NEWSLETTER
register: gildingstudio.com

(Online) Dutch Black Finish with Gilded Inner Edge for Picture Framing Once a week for 8 weeks

May 11 - July 6, 2023

**11:00am - 12:30pm PST (2:00pm -
3:30pm EST)**

Adjust for Local Time Zone

Join us as we go through each step of the Antique Dutch Black Finish as inspired by 17thc frames from Holland. Before we're finished we'll oil gild the frame's Inner Edge in genuine 6k White Gold Leaf and tone it for aging. A rare opportunity to learn this beautiful finish for picture frames!

All classes are Live on Zoom and Recorded for viewing. Recordings remain accessible for six months!

REGISTER HERE ~ (Online)
May 11 - July 6, 2022 Antique
Dutch Black Finish (Weekly)
\$325



(New! ~ In-Person) On Whidbey Island, WA

An Introduction to Restoring Gilded Frames

***Tuition Includes All Materials and Use of Studio Gilding Tools!**

**Date: Saturday and Sunday,
June 24 - 25, 2023 *1 Spot Left!***

**Date: Saturday and Sunday,
August 12 - 13, 2023**

**Location: Charles Douglas
Gilding Studio, Coupeville,
Whidbey Island, WA**

**Time: 10:30am - 5:00pm EST
(3 Student Maximum)**

This Summer brings a special In-Person 2-Day Intensive in the world of Gold Leaf Restoration of Picture Frames. Choose from Two Sessions: June 24-25 and Aug. 12-13, 2023.

Explore a non-toxic silicone method of creating moulds for casting missing frame ornaments in hydrocal, gesso putty for filling holes and gouges, preparing gesso and clay bole, and traditional water gilding in 23k gold leaf!

The process of restoring gilded frames can also be applied to gilded furniture and other gilded wooden objects. Explore the important approach of gesso consolidation for stabilizing loose gilded gesso with rabbit skin glue as a binder.

The use of gesso putty will be shown for its benefits in rebuilding sections in areas of gesso loss all leading to ultimate ingilding with gold leaf, burnishing, rubbing, and toning to blend with an existing gilded surface.

Join this special Small Size class for gilding restoration limited to 3 Students, an exciting discovery in the captivating field of gold leaf restoration near the lovely quaint seaside Village of Coupeville, on beautiful Whidbey Island off the mainland surrounding Seattle.

REGISTER HERE ~ Gold Leaf
Restoration For Picture Frames
(June 24 - 25 or Aug. 12 - 13,
2023 (\$450))



(New! ~ In-Person) On Whidbey Island, WA

Small In Person Gilding Classes on Beautiful Whidbey Island, WA!

***Tuition Includes All Materials and Use of Studio Gilding Tools!**

- **Gold Leaf Restoration**
Saturday and Sunday, June 24 - 25, 2023 **1 Spot Left!**

Saturday and Sunday, August 12 - 13, 2023

- **Gilding For Works Of Art**
Saturday
July 8, 2023 **1 Spot Left!**

Saturday
September 9, 2023 **2 Spots Left!**

- **Traditional Water Gilding**
Saturday and Sunday
July 22-23, 2023

Saturday and Sunday
October 14-15, 2023

- **Glass Gilding/Intro To Verre Églomisé**
Saturday and Sunday
June 24 - 25, 2023

Saturday and Sunday
August August 26-27, 2023

**Location: Charles Douglas
Gilding Studio, Coupeville,
Whidbey Island, WA**

**Time: 10:30am - 5:00pm EST
(3 Student Maximum)**

All Levels Welcome!

View the Class Registration Page
to Read More about the Summer
In-Person Gilding Class Series on
Whidbey Island and to Register for
the Class of your choice. But hurry,
Limited to 3 Students per Class!

REGISTER HERE ~ In-Person
Gold Leaf Gilding Classes On
Whidbey Island, WA!



**(Online) Traditional Water
Gilded Panels...*from Pastiglia to
Sgraffito!***

**Summer: July 7 - September 22,
2023**

**11:00am - 12:30pm PST (2:00pm -
3:30pm EST)**

Adjust for Local Time Zone

The extended Water Gilded Panels
class now includes the techniques
of Pastiglia, Sgraffito and Granito
(Incising and Punchwork)!
Introduced in the Summer of 2022
it quickly has become one of the

most popular gilding classes for Water Gilding. This special 12 Week class is designed for artists in Egg Tempera, Oils, and Acrylics and takes the student on a journey through each step of the ancient traditional water gilding method. Students learn the laying and gluing of linen, preparing and applying gesso and clay bole, gilding and burnishing genuine 23k gold leaf along with these ancient decorative treatments which includes learning to make traditional Egg Tempera for Sgraffito.

REGISTER HERE ~
Traditional Water Gilded
Panels...From Pastiglia to
Sgraffito (July 7 - Sept. 22,
2023) \$450



(In-Person)
All Levels Welcome

**Location: Signs of Art,
Christchurch, New Zealand**

**Class Size: Limited to 10
Students per Class**

Time: 10:00am - 5:00pm

Make your plans for April of 2024 and Join Us for an exciting four days of indepth study in the Art of Gold Leaf Gilding in the beautiful land of New Zealand! Hosted by Gilder and Muralist Anne McDonald of Signs of Art in

Christchurch, Visiting Gilder Charles Douglas of Whidbey Island, WA will take you back to the panel gilding of 13th c Florence in the ancient method of Traditional Water Gilding.

On the 4th day we explore contemporary techniques of gilding on canvas, paper, and panels with acrylic and oil mordants while also exploring ancient mordants such as glair and gum ammoniac.

Take 1 or Both Classes! Register Early as Seating is Limited!

REGISTER HERE ~ New Zealand - Water Gilded Panels and Gilding For Works Of Art! (April 25 - 28, 2024)



Gold Leaf Gilding Classes
Zoom! Online & In-Person

Traditional Water Gilding...Oil Gilding
Glass Gilding/Verre Églomisé...Garlic Gilding
Gilding for Works of Art...Sgraffito...
Gilding for Egg Tempera Panels...Pastiglia/Raised Gesso

CHARLES DOUGLAS GILDING STUDIO

IN ASSOCIATION WITH SEPP LEAF PRODUCTS

SPONSOR OF THE GILDING ARTS NEWSLETTER

Register: gildingstudio.com

**More Online and In Person
Classes currently Scheduled in
2023!**

**[Click Here](#) to View the Full 2023
Gilding Class Calendar. Now Open
For Registration for All Online and
In-Person Gilding Classes!**

More Coming in 2023...
In-Person and Online
**([View the Website for the Full](#)
[2023 Schedule!](#))**

**Gilding With Garlic and Other
Ancient Mordants: June 16 - 30,
2023**

**Make Your Own Gesso Putty!:
September 29, 2023**

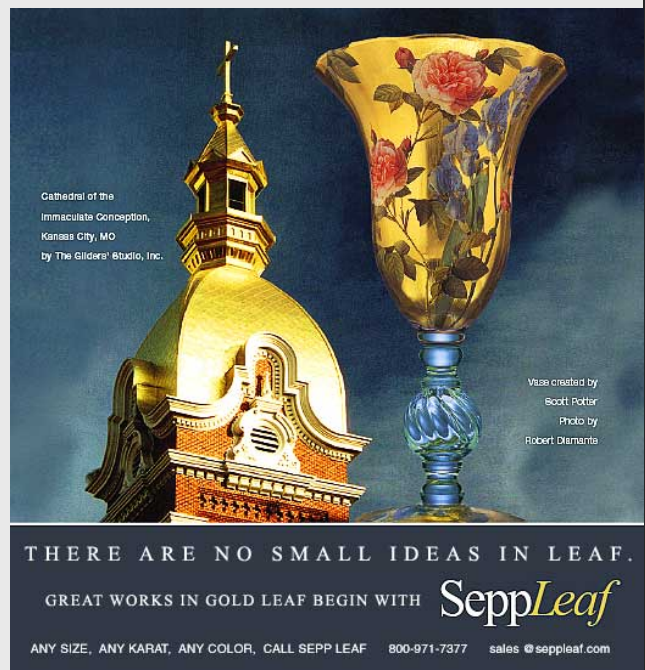
Gold Leaf Restoration (Online)
August 3 - September 21, 2023

(In-Person on Whidbey Island!)
Gilding For Work Of Art: July 8 or
September 9, 2023

Coming in 2024...
In-Person, New York,
New Zealand!
More Classes Coming...

A Special *Thank You* to [Sepp Leaf Products, Inc.](#), Sponsor of the Gilding Arts Newsletter. Helping to further the Educational Resources for Our International Community!

Plus a thankful nod to our friends at [Gildedplanet.com](#) for helping to provide the gilding kits, tools, and supplies!



Website

Photo Gallery

Resources

Charles Douglas Gilding Studio
1163 Donald Avenue
Oak Harbor, WA 98277
+1 206-795-8376

Contact the Gilding
Studio





Charles Douglas Gilding Studio | 1163 Donald Avenue, Oak Harbor, WA 98277

[Unsubscribe charles.studio@usa.net](#)

[Update Profile](#) | [Constant Contact Data](#)
[Notice](#)

Sent by charles.studio@usa.net powered by



Try email marketing for free today!