


L

The Gilding Arts Newsletter

*...an educational resource for Gold Leaf Gilding
only*



CHARLES DOUGLAS GILDING STUDIO





Greetings from the Gilding Studio

Dear Friends, The tail end of Winter is approaching and we made it through this wild Winter storm that blew through New York as we began our Winter Gilding Classes! But despite some flight cancellations and shifting a few dates the students held it all together as we came together to focus on our gilding studies. Many thanks to everyone who made it in and for those who switched to June your seats are secured during the coming warmer days.



Meanwhile, time marches on with several **[gilding classes in Christchurch](#)**, New Zealand coming up in April! There will be a focus study in traditional water gilding for

frames, and panels, and two intensive days for gilding glass and works of art. If you're still thinking of joining us during this adventure to the beautiful [Arts Centre | Te Matatiki Toi Ora](#) in the heart of Christchurch I encourage you to do so as it's one of those rare opportunities that come up in life in this magical place.

And just a word on two new classes coming up...this Saturday begins a new 1-day Online class on Zoom called [Gilding 101](#) to help those who need some additional guidance in deciding which gilding path to take, which class is right for you as a true beginner, and how to gain some understanding of all the various methods and techniques, tools and materials available in this ancient 4,000 year-old art form. You can sign up below if this sounds like what you need.

Also, I'll be shifting the Gilded Raised Gesso class from October in New York to 2027 so it can coincide better with a field trip to view manuscript illuminations, at either the [Morgan](#) or the [Met Cloisters](#) while also making room for another extremely intriguing use of Glass Gilding for Alternative Photography, a must for photographers who are working with or exploring [Orotones](#), popularized by Seattle photographer Edward Curtis in the early 20th

century. We'll also explore gilding Contemporary Vellum and Acetate. The class is limited to 8 for October 21 at the Sepp Leaf Showroom Studio in NYC so sign up early! :)

Word has it that snow is still falling back East so bundle up and head to the Studio!

Back to you again soon...

Peace, health, and clarity,
Charles

Glad You Asked That!...Questions from Members

A question that comes up in just about every glass gilding class!

Q. How are the two different tones achieved in some of the Glass Gilded Signs I've seen on Storefront windows?



A. What creates this 'shiny' versus 'Satin' contrast in glass-gilded window lettering is the use of a waterborne *Gelatin Size*, or 'Mordant' for the bright areas and *Oil Size* for the Matt or Satin areas, often inbetween the bright

sections of a letter or other design.

For the Oil Gilded areas the Oil Size, such as Quick Oil Size by Dux, is gilded like all general Oil Gilding is done, the size is applied thinly to the clean glass and when it has dried to a light tack the leaf is applied and gently brushed, creating a satin appearance from the front of the glass. Sometimes a little tool such as a 'Spin-it' can be used to create a swirling effect in the Size for added contrast.

The brilliant glass gilding is a little more complicated. Once the aqueous gelatin size has been prepared, this gilding water is applied generously to the cleaned glass and the gold or silver leaf is immediately applied. The dimension of each section of leaf applied is a little larger than eventually needed to make sure a sufficient area on the glass is gilded to allow for the lettering. Once the gold and glass has dried the leaf is buffed - or 'burnished' - leaving a bright gild. If needed the gilding can be spot gilded to repair tiny breaks or holes in the leaf or simply double-gilded and buffed again.


To create the letters, the Signpainter will then paint the lettering or design directly on top of the leaf - in reverse! This way it reads from left to right from the front of the glass as the

gilding is done of the reverse side of the glass, the reason it's sometimes called Reverse Glass Gilding.

The lettering enamel paint is drawn over the gold and when the paint has dried the surrounding excess gold or silver leaf outside of the lines of the lettering are removed, either by a moist piece of cotton or using a dry method of a little pumice powder on the cotton ball instead of water. The excess leaf is removed and the shape of the lettering can be seen from the front of the glass in bright gilding! The inner sections of certain letters, such as a Capital 'R', can then be gilded with Oil Size providing a beautiful contrast. ~

Illumination Gilding *Quiz!*

As we've been discussing during the past two newsletters, Manuscript Illumination is an ancient technique of applying gold leaf gilding to paper along with painted scenes often of a Sacred nature. Its practice in Western Europe dates back largely to c.500-c.1600 with some even to 4th century CE. The earliest known examples of these Manuscripts are shared in this sacred context by both




Christian and Muslim traditions. And although this Practice in many ways gave way to the invention of the Gutenberg Printing Press in the Mid 15th Century, some artists even today continue to produce beautiful works of art in the Illumination of paper, vellum, and parchment.

For the continuation of our Illumination Quiz, below is a new thought-provoking question for you to consider...

Q. Cennino Cennini, reputed author of the 15th Century Treatise *Il Libro dell' Arte* (**The Craftsman's Handbook**), spoke of holding the Burnishing Stone, used for traditional water gilding and **Manuscript Illumination**, under the arm to make it warm as, according to Cennini, gold likes warmth. This particular stone is known to be preferred by Manuscript Illuminators. Which stone was Cennini speaking of?

Send your answers to Charles Douglas Gilding Studio at gildingartsnewsletter@usa.net.

The first correct answer received by email will receive the enjoyable miniature book Manuscript Illumination acquired from the Morgan Library Museum Gift Shop in NY! The winner will be announced in the next newsletter. Three times the charm! ~



Gilding Class Schedule 2026 In-Person and *Zoom!* Online



How do I Begin and What do I Need?

Gilding 101

New!

Zoom! Online

February 21, 2026

Saturday ~ 11am PST | 2pm EST
CHARLES DOUGLAS GILDING STUDIO
IN ASSOCIATION WITH SEPP LEAF PRODUCTS
Register: www.gildingstudio.com

(Zoom Online)

***New!* ~ Gilding 101**

*Learn about the Different
Methods of Gold Leaf Gilding
and the Tools and Materials.*

*An Excellent Introduction to the
World of Gilding for the true
Beginner. ~*

90-Minute Online Zoom

**Masterclass to help you make
an informed decision on
finding the right course or
Series of Study for the
Aspiring Gilder!**

February 21, 2026

*** Live and Recorded! Including
Q & A**

READ MORE and REGISTER
HERE ~ Gilding 101 -
February 21, 2026 (\$60)



Early American Black over Red
Historical Tinted Shellac
With an Antiqued
Gilded Silver Leaf Inner Edge
March 4 - April 8, 2026
Wednesdays: 11am PDT | 2pm EDT
CHARLES DOUGLAS GILDING STUDIO
AND SEPP LEAF PRODUCTS SPONSOR OF THE GILDING ARTS NEWSLETTER
Register: gildingstudio.com

(Zoom Online)
**Early American Black over
Red Frame Finish...with
*Silver Leaf Gilded Edge***

March 4 - April 8, 2026

***All Zoom Classes Live and
Recorded! Q & A Weekly**

READ MORE and REGISTER
HERE ~ (Online) Early
American Black over Red
Frame Finish, March 4 - April
8, 2026 (\$275)



Traditional
Water Gilded Panels
...from Pastiglia to Sgraffito!
Zoom! Online
March 6 - May 29, 2026
11am PST (2pm EST)
CHARLES DOUGLAS GILDING STUDIO AND SEPP LEAF PRODUCTS
Register at: gildingstudio.com

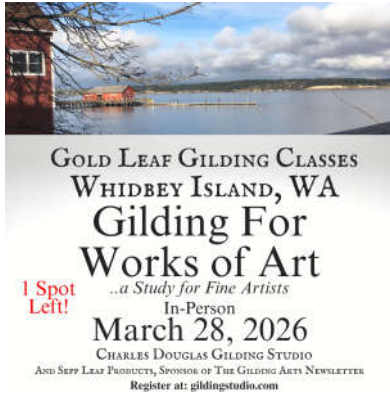
(Zoom Online)
**Traditional Water Gilded
Panels...*From Pastiglia to
Sgraffito***
***The Method of 13th-18th Century
Florence and Siena***

**Designed for Fine Artists for
use with Water Gilded Egg
Tempera, Oil, or Acrylic
Panel Painting.**

March 6 - May 29, 2026

***All Zoom Classes Live and
Recorded! Q & A Weekly**

READ MORE and REGISTER
HERE ~ (Online) Water Gilded
Panels - March 6 - May 29,
2026 (\$475)



(In-Person)
**Gilding For Works of
Art...a Study for Fine
Artists**

1 Spot Left!

**Coupeville, Whidbey
Island
Private Studio
March 28, 2026**

Class Limit: 3 Students

READ MORE and
REGISTER HERE - (In
Person) - Gilding For
Works of Art, March
28, 2026 (\$275)



(Christchurch, New Zealand)
In-Person Gilding Classes

**APRIL 22-26, 2026!
REGISTRATION OPEN**

**Gilding For Works of Art ~
*April 22, 2026***

**Glass Gilding/Intro to Verre
Églomisé ~ *April 23-24, 2026***


Traditional Water Gilded Frames and Panels ~ *April* 25-26, 2025

- A Special Discount for all 3 Classes!



**The Arts Centre
2 Worcester Blvd.
Canterbury
Christchurch, New Zealand**

REGISTER HERE ~
(Christchurch, New Zealand)
Gilding For Works of Art ~
Glass Gilding ~ Water Gilded
Frames and Panels - April 22-26,
2026



(Online)

Gilding For Works of Art...*a Study for Fine Artists on Canvas and Paper*

May 5-26, 2026

***Live on Zoom and Recorded! Including Q & A Weekly.**

READ MORE and REGISTER HERE -
(Online) - Gilding For Works of Art, May 5-26, 2026 (\$275)




(In-Person) Gilding For Absolute Beginners!

1 Spot Left!

**New York City
Sepp Leaf Products
Showroom Studio
June 2, 2026**

Class Limit: 9

READ MORE and REGISTER HERE ~
Gilding For Absolute Beginners ~ June 2, 2026 ~ (\$275)



(In-Person)
**Gilding For Works of
Art...*a Study for Fine
Artists on Canvas and
Paper***

**New York
Sepp Leaf Products
Showroom Studio
June 3, 2026**

Class Limit: 9 Students

READ MORE and
REGISTER HERE - (In
Person) - Gilding For
Works of Art, June 3,
2026 (\$275)



**(In-Person) Traditional
Water Gilding...*For
Picture Frames and
Panels***

**New York City
Sepp Leaf Products
June 4-5, 2026**

Class Limit: 9

READ MORE and
REGISTER HERE ~
Traditional Water
Gilding for Frames and
Panels ~ June 4-5, 2026
~ (\$525)



**(In-Person) Gilding For
Absolute Beginners!**

**San Francisco
Mission District
July 9, 2026**

Class Limit: 12

READ MORE and
REGISTER HERE ~
Gilding For Absolute
Beginners ~ July 9,
2026 ~ (\$275)



**(In-Person)
Gilding For Works of
Art...a Study for Fine
Artists**

**San Francisco
Mission District
July 10, 2026**

Class Limit: 12 Students

READ MORE and
REGISTER HERE - (In
Person) - Gilding For
Works of Art, July 10,

2026 (\$275)



(In-Person) Traditional Water Gilding...*For Picture Frames and Panels*

**San Francisco
Mission District
July 11-12, 2026**

Class Limit: 12

READ MORE and REGISTER HERE ~
Traditional Water Gilding for Frames and Panels ~ July 11-12, 2026 ~ (\$525)



(In-Person) Gilding For Absolute Beginners!

**New York City
Sepp Leaf Products Showroom Studio
October 20, 2026**

Class Limit: 9

READ MORE and REGISTER HERE ~
Gilding For Absolute Beginners ~ October 20, 2026 ~ (\$275)



Gilding

For Alternative Photography

Gold & Silver Leaf on Glass, Acetate, Vellum

New York City

October 21, 2026

CHARLES DOUGLAS GILDING STUDIO

AT SEPP LEAF PRODUCTS SPONSOR OF THE GILDING ARTS NEWSLETTER

Register at: gildingstudio.com

(In-Person) Gilding For Alternative Photography

***Gilding on Glass, Vellum,
and Acetate***

New York City

Sepp Leaf Products

Showroom Studio

October 21, 2026

Class Limit: 8

READ MORE and REGISTER
HERE ~Gilding For Alternative
Photography NYC- Oct. 21,
2026 ~ (\$285)



**Traditional
Water Gilding**
For Picture Frames and Panels

New York City

October 22-23, 2026

CHARLES DOUGLAS GILDING STUDIO

AT SEPP LEAF PRODUCTS SHOWROOM PARK AVE S, NEW YORK CITY

Register at: gildingstudio.com

**(In-Person) Traditional
Water Gilding...For
Picture Frames and
Panels**

New York City

Sepp Leaf Products

October 22-23, 2026

Class Limit: 9

READ MORE and
REGISTER HERE ~
Traditional Water
Gilding for Frames and
Panels ~ October 22-23,
2026 ~ (\$525)



Gold Leaf Gilding Class
Zoom! Online
Recording Archives
Water Gilding - Oil Gilding - Gesso
Restoration - Gilding for Works of Art
Glass Gilding/Verre Eglomisé
Gilding for Works of Art - Sgraffito - Gesso
CHARLES DOUGLAS GILDING STUDIO
IN ASSOCIATION WITH SEPP-LEAF PRODUCTS SPONSOR OF THE GILDING ARTS NEWSLETTER
Register: gildingstudio.com

Online Recordings

Pre-Recorded Classes from the Online Zoom Class Archives!

Prefer to Binge Watch on Your Own Time? ~ Select from a Wide-Range of Gilding Classes and Receive the Full Series of Recording Links from Previous Zoom Classes. 1 Full Year Viewing Access. (Recipes and Links for Gilding Kits Provided Upon Registration).

LEARN MORE &
REGISTER HERE ~
(Recording Archives)
Select from a Wide
Variety of Classes from
Water Gilded Frames and
Panels to Dutch Black and
Gesso- Making (Prices
Vary)

Digital
Gift Card



An excellent Gift Idea for any
In-Person or Online Gilding Class!
...for Anytime of the Year
CHARLES DOUGLAS GILDING STUDIO

(Digital Gift Card)

Digital Gift Card for Any In-Person or Online Gilding Class
~ Perfect for any day of the year!

Available Year Round

DIGITAL GIFT CARDS

~ LEARN MORE &
REGISTER HERE ~
(Digital Gift Card)
Multiple Denominations
Available at the Drop
Down Menu)



Gold Leaf Gilding Classes
Zoom! Online & In-Person
Water Gilding ~ Oil Gilding ~ Glass Gilding
Verre Églomisé ~ Restoration ~ Gesso
Gilding for Absolute Beginners
Gilding for Works of Art ~ Sgraffito ~ Pastiglia
CHARLES DOUGLAS GILDING STUDIO
IN ASSOCIATION WITH SEPP LEAF PRODUCTS SPONSOR OF THE GILDING ARTS NEWSLETTER
Register: gildingstudio.com

**More Online and In Person
Classes Coming for 2026!
Glass Gilding, Toning for
Gilded Frames, Raised
Gesso, Study Groups, *and
more!***

**[Click Here](#) to View the Complete
Current Schedule for 2026 with
more classes coming! Now Open For
Registration for All Online and In-
Person Gilding Classes as well as
[Archive Recordings](#) of previous
Live Zoom Classes.**

For Students Needing Gilding Kits...

....You can read about the kits and some preliminary information on my website at www.gildingstudio.com. For further information you can either contact Gilded Planet or drop me a note at the [gilding studio](http://gildingstudio.com) and I'll help guide you. Plus, when you're ready, I can pass along a special Promo Code just for students (a quick [email to me](#) is all you need)!

Student Gilding Kits from GildedPlanet.com!



A Special *Thank You* to [Sepp Leaf Products, Inc.](#), Sponsor of the Gilding Arts Newsletter. Helping to further the Educational Resources for Our International Community!

Plus a thankful nod to our friends at [Gildedplanet.com](#) for helping to provide the gilding kits, tools, and supplies!

Cathedral of the Immaculate Conception, Kansas City, MO by The Gilders' Studio, Inc.

Vase created by Robert Pottier
Photo by Robert Diamantis

THERE ARE NO SMALL IDEAS IN LEAF.
GREAT WORKS IN GOLD LEAF BEGIN WITH **SeppLeaf**

ANY SIZE, ANY KARAT, ANY COLOR, CALL SEPP LEAF 800-971-7377 sales @seppleaf.com

Website

Photo Gallery

Resources

Charles Douglas Gilding Studio
1163 Donald Avenue
Oak Harbor, WA 98277
+1 206-795-8376

Contact the Gilding Studio

